

LU Series Wall Pack LED Luminaires



PATENT PENDING

The LU Series is Greenstar’s revolutionary designed LED Wall Pack. It is a high performance, energy efficient, solid state fixture ideal for new applications or retrofitting traditional wall pack installations. This fixture provides for one of the fastest installation procedures in the market, which translates directly to lower total installed costs. It is designed to be a true 250W & 400W HID replacement generating up to 65% energy savings. The revolutionary design provides the installer with the option to customize the light distribution for each fixture by using a sealed on board adjustment port. The adjustment feature provides up to a full 50° forward throw for wide area lighting or down to a 0° full cutoff down light.

FEATURES:

Construction—The LU series is designed with a rugged, corrosion-resistant, die cast aluminum housing with stainless steel hardware for durability and strength. An epoxy powder-coated finish provides excellent resistance. Acrylic LED array cover. The LU is sized to cover all wall pack installation locations, thus preventing the need for cosmetic retouching of prior installations.

LED’s—The LU incorporates advanced high-efficiency Philips Lumiled Luxeon M 4100K (70CRI) or 5700K (75CRI) for superior performance. The LED’s are mounted to a metal core PCB (printed circuit board) and finned aluminum heat sink which uses a patented technology that maximizes heat transfer providing long LED life.

Electrical—The Luminaire is available in 100-277V or 347-480V at 50/60Hz. Power Factor of >95%. Total Harmonic Distortion (THD) is <10%.

Optics—Light opens to a 120° angle. Innovative, patent-pending, 0-50° tilt of the LED board allows for field-adjustability of the light for various coverage and applications.

LED Rated Life (L75) - These high quality LED’s are rated for approx. 100,000 hours @ 25°C (77°F) ambient environment per LM-80, TM21.

Protection/Ingress—LED and driver compartments are IP65 rated.

Operating Temperature Range—-40°C to +40°C

Surge Protection—10kV/10kA (ANSI/IEEE C64.41.2) is standard and replaceable.

Listings—ETL, CSA, LM79, LM80, NEMA, IESNA, ASTM B117, DLC, ARRA and NAFTA compliant. NOM design conformance.

ORDERING TABLE:

Example: LU4451RXXXX

Model	LED Quantity	CCT	Distribution	Voltage	Color	Control Options	Dimming	Option 1	Option 2
LU	4	4 = 4100K	5 = Type V	1 = 100-277V	R = Bronze	X = None	X = None	X = None	X = None
	6	6 = 5700K		50-60 Hz			D = Dimming		
				4 = 347-480V			(0-10vdc)		
			50-60Hz						



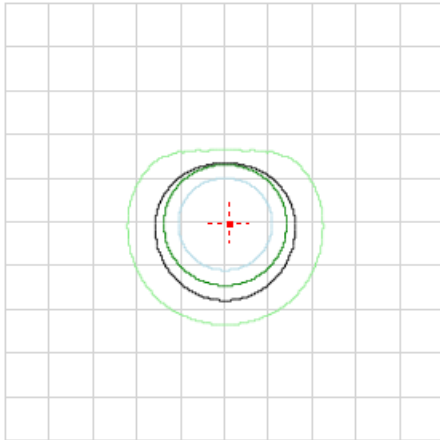
LU6 Showing 0° tilt



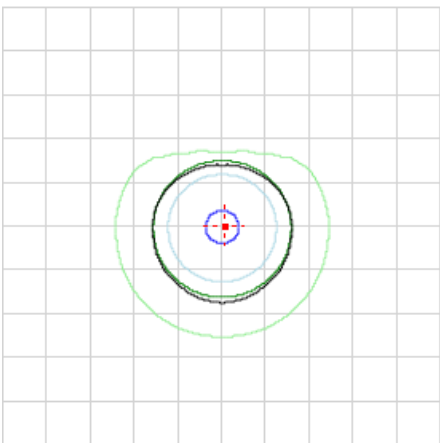
LU6 Showing 50° tilt

PHOTOMETRICS:

LU4, 4K, Type 5 Distribution Mounted at 20 ft.



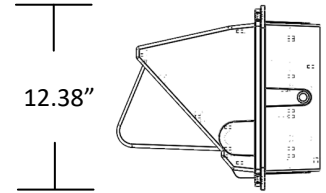
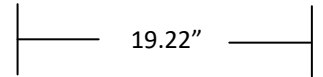
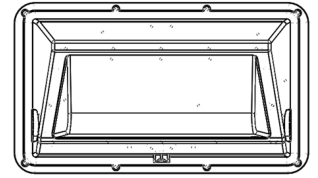
LU6, 4K, Type 5 Distribution Mounted at 20 ft.



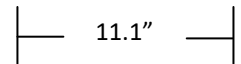
LCS TABLE		
BUG RATING	B2 - U2 - G1	
FORWARD LIGHT	LUMENS	LUMENS %
LOW(0-30):	714.1	14.4%
MEDIUM(30-60):	1,460.3	29.4%
HIGH(60-80):	475.8	9.6%
VERY HIGH(80-90):	15.8	0.3%
BACK LIGHT		
LOW(0-30):	705.7	14.2%
MEDIUM(30-60):	1,346.1	27.1%
HIGH(60-80):	203.2	4.1%
VERY HIGH(80-90):	2.2	0%
UPLIGHT		
LOW(90-100):	7.3	0.1%
HIGH(100-180):	36.9	0.7%
TRAPPED LIGHT:	0.000	0%

LCS TABLE		
BUG RATING	B3 - U2 - G1	
FORWARD LIGHT	LUMENS	LUMENS %
LOW(0-30):	1,025.3	14.5%
MEDIUM(30-60):	2,075.9	29.4%
HIGH(60-80):	627.9	8.9%
VERY HIGH(80-90):	18.2	0.3%
BACK LIGHT		
LOW(0-30):	1,018.7	14.4%
MEDIUM(30-60):	1,967.9	27.8%
HIGH(60-80):	302.1	4.3%
VERY HIGH(80-90):	2.8	0%
UPLIGHT		
LOW(90-100):	7.6	0.1%
HIGH(100-180):	24.3	0.3%
TRAPPED LIGHT:	0.000	0%

WEIGHTS/DIMENSIONS:



12.38"



11.1"

Weight: 19 lbs.

PERFORMANCE SUMMARY:

Model	Input Watts	Input Current (A)			Distribution Type	4100K		5700K	
		120V	240V	277V		Lumens	Efficacy (LPW)	Lumens	Efficacy (LPW)
LU4	55	0.46	0.23	0.20	V	4,970	90	4,997	91
LU6	80	0.67	0.33	0.29	V	7,075	88	7,252	89

Preliminary measurements at 0° tilt

MOUNTING:

Easy to install mounting plate which allows the fixture to be quickly installed. 4—1/2" threaded conduit ports allow for easy conduit termination in an external wiring environment and/or the addition of a photo sensor.

WARRANTY:

10 year standard warranty



Removable Rapid



Photometric



* LU4 Model at 0° Tilt DLC Approved

*** All Specifications Are Subject To Change Without Notice ***