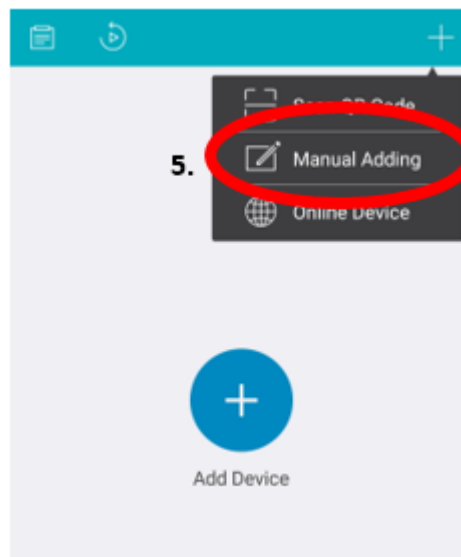
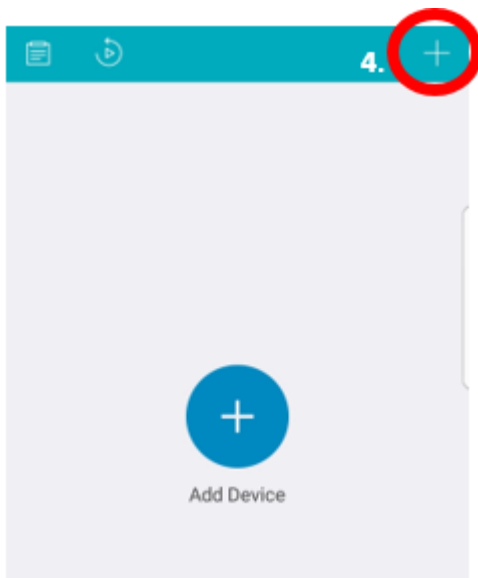


## How To Download and Install App

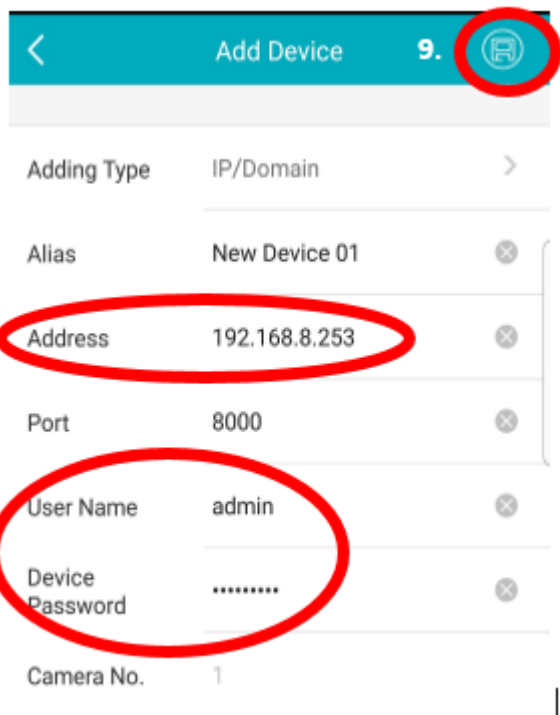
1. Download GuardingVision app from Apple Store (iOS) or Google Play Store (Android)



2. Open the app and select Country or Region.
3. Connect to the cameras Wi-Fi  
Wi-Fi: camera serial number  
Password: camera serial number
4. Return to the app
5. Select Manual Adding



- 6. Address: 192.168  
Username: admin  
Password: Password



- 7. Click the SAVE icon in the upper right-hand corner.
- 8. Start live view  
GreenStar Products, Inc. | 7039 Fairgrounds Parkway Ste. 101 | San Antonio, TX 78238 | www.greenstarled.com
- 9. In adding type, click IP/Domain
- 10. Enter the IP Domain in the address field ex: 192.168.8.253
- 11. Enter the username and password of the camera.  
Username: admin  
Password: Password1
- 12. Click the SAVE icon in the upper right-hand corner.